




DHP INDIA LIMITED

Corporate Identity Number (CIN) : L65921WB1991PLC051555



Registered Office : 7B Shreelekha, 7th Floor, 42A Park Street, Kolkata 700 016, India
Tel : +91(33) 2229-5735, 2229-7995, 4600-2601, 4600-2602
E-mail : info@dhpindia.com

Ref : 19(B)(B)/30 497

06/04/2024

To
The General Manager /Asst. General Manager - Deptt. Of Corporate Services,
BSE Limited, [Securities Code : 531306]
25, P. J. Towers, Dalal Street, Mumbai - 400 001.

Dear Sir,

Re : DHP INDIA LIMITED [ISIN - INE590D01016]
Sub : Sending of Shareholding Pattern as per Regulation 31(1) of SEBI (LODR) Regulations, 2015 of Quarter Ending 31/03/2024 in newly prescribed format

We are sending herewith the shareholding pattern as on 31/03/2024 in newly prescribed Format as per Regulation 31(1) of SEBI (LODR) Regulations, 2015 of the Listing Agreement.

Kindly acknowledge the same & do the needful.

Thanking You,



Yours Faithfully,
FOR DHP INDIA LIMITED


(CA Ashok Kumar Singh)
Chief Financial Officer

Enclosed : As Stated

Format of holding of specified securities

Annexure - I

1 **Name of Listed Entity : DHP INDIA LIMITED**

2 Scrip Code/Name of Scrip/Class of Security : *DHP INDIA LTD / 531306*

3 Share Holding Pattern Filed under: Reg. 31(1) (b) : **Quarter Ended 31/03/2024**

4 Declaration:

	Particulars	Yes	No
1	Whether the Listed Entity has issued any partly paid up shares		NO
2	Whether the Listed Entity has issued any Convertible Securities or Warrants?		NO
3	Whether the Listed Entity has any shares against which depository receipt are issued?		NO
4	Whether the Listed Entity has any shares in locked-in?		NO
5	Whether any shares held by promoters are pledge or otherwise encumbered?		NO

5 The tabular format for disclosure of holding of specified securities is as follows:-



Table I - Summary Statement holding of specified securities

Category (I)	Category of shareholder (II)	Nos. of shareholders (III)	No. of fully paid-up equity shares held (IV)	No. of partly paid-up equity shares held (V)	No. of shares underlying Depository Receipt (VI)	Total nos. shares held (VII) = (IV)+(V)+(VI)	Shareholding as a % of total no. of shares (calculated as per SCRR, 1957) (VIII) As a % of (A+B+C2)	Number of Voting Rights held in each class of securities (IX)			No. of Shares Underlying convertible securities (Including Warrants) (X)	Shareholding as a % assuming full conversion of convertible securities (as a percentage of diluted share capital) (XI)=(VII)+(X) as a % of (A+B+C)	Number of Locked in shares (XII)		Number of Shares pledged or otherwise encumbered (XIII)		Number of equity shares held in dematerialized form (XIV)	
								No. of Voting Rights					Total as a % of (A+B+C)	No. (a)	As a % of total Shares held (b)	No. (a)		As a % of total Shares held (b)
								Class eg: x	Class eg: y	Total								
(A)	Promoter & Promoter Group	4	2202739	0	0	2202739	73.425	2202739	0	2202739	73.425	0	73.425	0	0.000	0	0.000	2202739
(B)	Public	5598	797261	0	0	797261	26.575	797261	0	797261	26.575	0	26.575	0	0.000	0	0.000	782049
(C)	Non Promoter - Non Public																	
(C1)	Shares underlying DRs																	
(C2)	Shares held by Employee Trusts																	
	TOTAL	5602	3000000	0		3000000	100.000	3000000	0	3000000	100.000	0	100.000	0	0.000	0	0.000	2984788




Table II - Statement showing shareholding pattern of the Promoter and Promoter Group

Category & Name of shareholders (I)	Entity type i.e. promoter OR promoter group entity (except promoter)	PAN (II)	Nos. of shareholders (III)	No. of fully paid-up equity shares held (IV)	No. of partly paid-up equity shares held (V)	Nos. of shares underlying Depository Receipt (VI)	Total nos. shares held (VII) = (IV)+(V)+(VI)	Shareholding % calculated as per SCRR, 1957 As a % of (A)+(C2) (VIII)	Number of Voting Rights held in each class of securities (IX)				No. of Shares Underlying Outstanding convertible securities (including Warrants) (X)	Shareholding as a % assuming full conversion of convertible securities (as a percentage of diluted share capital) (XI) = (VII)+(X) as a % of (A+B+C)	Number of Locked in shares (XII)		Number of Shares pledged or otherwise encumbered (XIII)		Number of equity shares held in dematerialized form (XIV)	
									No. of Voting Rights			Total as a % of Total Voting rights			No. (a)	As a % of total Shares held (b)	No. (a)	As a % of total Shares held (b)		
									Class x	Class y	Total									
(1) Indian			0	0	0	0	0	0.000	0	0	0	0.000	0	0.000	0	0.000	0	0.000	0	1827700
(a) Individuals/Hindu undivided Family			2	1827700	0	0	1827700	60.923	1827700	0	1827700	60.923	0	60.923	0	0.000	0	0.000	0	20000
ANJUM DHANDHANIA	PROMOTER GROUP	ADIPD6459P	0	20000	0	0	20000	0.667	20000	0	20000	0.667	0	0.667	0	0.000	0	0.000	0	1807700
ASHEESH DABRIWAL	PROMOTER	ACWPD6237E	0	1807700	0	0	1807700	60.257	1807700	0	1807700	60.257	0	60.257	0	0.000	0	0.000	0	0
(b) Central Government/State Government(s)			0	0	0	0	0	0.000	0	0	0	0.000	0	0.000	0	0.000	0	0.000	0	0
(c) Financial Institutions/Banks			0	0	0	0	0	0.000	0	0	0	0.000	0	0.000	0	0.000	0	0.000	0	0
(d) Any Other			2	375039	0	0	375039	12.501	375039	0	375039	12.501	0	12.501	0	0.000	0	0.000	0	375039
Bodies Corporate																				
DABRIWALA CONSTRUCTIONS PRIVATE LIMITED	PROMOTER GROUP	AABCD0997R	0	357139	0	0	357139	11.905	357139	0	357139	11.905	0	11.905	0	0.000	0	0.000	0	357139
DOLPHIN PROPERTIES PRIVATE LIMITED	PROMOTER GROUP	AAACD9169Q	0	17900	0	0	17900	0.597	17900	0	17900	0.597	0	0.597	0	0.000	0	0.000	0	17900
Trusts			0	0	0	0	0	0.000	0	0	0	0.000	0	0.000	0	0.000	0	0.000	0	0
Clearing Members			0	0	0	0	0	0.000	0	0	0	0.000	0	0.000	0	0.000	0	0.000	0	0
Sub-Total (A)[1]			4	2202739	0	0	2202739	73.425	2202739	0	2202739	73.425	0	73.425	0	0.000	0	0.000	0	0
(2) Foreign			0	0	0	0	0	0.000	0	0	0	0.000	0	0.000	0	0.000	0	0.000	0	0
(a) Individuals (Non-Resident individuals/Foreign Individuals)			0	0	0	0	0	0.000	0	0	0	0.000	0	0.000	0	0.000	0	0.000	0	0
(b) Government			0	0	0	0	0	0.000	0	0	0	0.000	0	0.000	0	0.000	0	0.000	0	0
(c) Institutions			0	0	0	0	0	0.000	0	0	0	0.000	0	0.000	0	0.000	0	0.000	0	0
(d) Foreign Portfolio Investor			0	0	0	0	0	0.000	0	0	0	0.000	0	0.000	0	0.000	0	0.000	0	0
(e) Any Other			0	0	0	0	0	0.000	0	0	0	0.000	0	0.000	0	0.000	0	0.000	0	0
OCBs			0	0	0	0	0	0.000	0	0	0	0.000	0	0.000	0	0.000	0	0.000	0	0
QFI - Individual			0	0	0	0	0	0.000	0	0	0	0.000	0	0.000	0	0.000	0	0.000	0	0
QFI - Corporate			0	0	0	0	0	0.000	0	0	0	0.000	0	0.000	0	0.000	0	0.000	0	0
Sub-Total (A)[2]			0	0	0	0	0	0.000	0	0	0	0.000	0	0.000	0	0.000	0	0.000	0	0
Total Shareholding of Promoter and Promoter Group (A)=[A][1]+[A][2]			4	2202739	0	0	2202739	73.425	2202739	0	2202739	73.425	0	73.425	0	0.000	0	0.000	0	2202739

Table III - Statement showing shareholding pattern of the Public shareholder

Category & Name of shareholders (I)	PAN (II)	Nos. of shareholders (III)	No. of fully paid up equity shares held (IV)	No. of partly paid-up equity shares held (V)	Nos. of shares underlying Depository Receipt (VI)	Total nos. shares held (VII)=(IV)+(V)+(VI)	Shareholding % calculated as per SCRR, 1957 As a % of (A+B+C2) (VIII)	Number of Voting Rights held in each class of securities (X)			No. of Shares Underlying Outstanding convertible securities (including Warrants) (XI)	Shareholding as a % assuming full conversion of convertible securities (as a percentage of diluted share capital) (XII)=(XI) as a % of (A+B+C)	Number of Locked in shares (XIII)		Number of Shares pledged or otherwise encumbered		Number of equity shares held in dematerialized form (XIV)	Sub-categorization of shares (KV)				
								No. of Voting Rights					Total as a % of Total Voting rights	No. (a)	As a % of total Shares held (b)	No. (a)		As a % of total Shares held (b)	Shareholding (No. of shares) under			
								Class X	Class Y	Total									Sub-category (I)	Sub-category (II)	Sub-category (III)	
(1) Institutions (Domestic)		0	0	0	0	0	0.000	0	0	0	0.000	0	0.000	0	0.000	0	0					
(a) Mutual Funds		0	0	0	0	0	0.000	0	0	0	0.000	0	0.000	0	0.000	0	0.000	0				
(b) Venture Capital Funds		0	0	0	0	0	0.000	0	0	0	0.000	0	0.000	0	0.000	0	0.000	0				
(c) Alternate Investment Funds		0	0	0	0	0	0.000	0	0	0	0.000	0	0.000	0	0.000	0	0.000	0				
(d) Financial Institutions/Banks		0	0	0	0	0	0.000	0	0	0	0.000	0	0.000	0	0.000	0	0.000	0				
Financial Institutions		0	0	0	0	0	0.000	0	0	0	0.000	0	0.000	0	0.000	0	0.000	0				
Banks		0	0	0	0	0	0.000	0	0	0	0.000	0	0.000	0	0.000	0	0.000	0				
(e) Insurance Companies		0	0	0	0	0	0.000	0	0	0	0.000	0	0.000	0	0.000	0	0.000	0				
(f) Provident Funds/Pension Funds		0	0	0	0	0	0.000	0	0	0	0.000	0	0.000	0	0.000	0	0.000	0				
(g) Asset Reconstruction Companies		0	0	0	0	0	0.000	0	0	0	0.000	0	0.000	0	0.000	0	0.000	0				
(h) Sovereign Wealth Funds		0	0	0	0	0	0.000	0	0	0	0.000	0	0.000	0	0.000	0	0.000	0				
(i) NBFCs registered with RBI		0	0	0	0	0	0.000	0	0	0	0.000	0	0.000	0	0.000	0	0.000	0				
(j) Other Financial Institutions		0	0	0	0	0	0.000	0	0	0	0.000	0	0.000	0	0.000	0	0.000	0				
(k) Any Other		0	0	0	0	0	0.000	0	0	0	0.000	0	0.000	0	0.000	0	0.000	0				
Sub-Total (B)(1)		0	0	0	0	0	0.000	0	0	0	0.000	0	0.000	0	0.000	0	0.000	0				
(2) Institutions (Foreign)		0	0	0	0	0	0.000	0	0	0	0.000	0	0.000	0	0.000	0	0.000	0				
(a) Foreign Direct Investment		0	0	0	0	0	0.000	0	0	0	0.000	0	0.000	0	0.000	0	0.000	0				
(b) Foreign Venture Capital Investors		0	0	0	0	0	0.000	0	0	0	0.000	0	0.000	0	0.000	0	0.000	0				
(c) Sovereign Wealth Funds		0	0	0	0	0	0.000	0	0	0	0.000	0	0.000	0	0.000	0	0.000	0				
(d) Foreign Portfolio Investors		0	0	0	0	0	0.000	0	0	0	0.000	0	0.000	0	0.000	0	0.000	0				
Category I		0	0	0	0	0	0.000	0	0	0	0.000	0	0.000	0	0.000	0	0.000	0				
Category II		0	0	0	0	0	0.000	0	0	0	0.000	0	0.000	0	0.000	0	0.000	0				
(e) Overseas Depositors (holding DRs) [balancing figure]		0	0	0	0	0	0.000	0	0	0	0.000	0	0.000	0	0.000	0	0.000	0				
(f) Any Other		0	0	0	0	0	0.000	0	0	0	0.000	0	0.000	0	0.000	0	0.000	0				
QFI Corporate		0	0	0	0	0	0.000	0	0	0	0.000	0	0.000	0	0.000	0	0.000	0				
FPI - CORPORATE - CAT-III		0	0	0	0	0	0.000	0	0	0	0.000	0	0.000	0	0.000	0	0.000	0				
Sub-Total (B)(2)		0	0	0	0	0	0.000	0	0	0	0.000	0	0.000	0	0.000	0	0.000	0				



(3)	Central Government/State Government(s)	0	0	0	0	0	0.000	0	0	0	0.000	0	0.000	0	0.000	0	0.000	0				
(a)	Central Government/President of India	0	0	0	0	0	0.000	0	0	0	0.000	0	0.000	0	0.000	0	0.000	0				
(b)	State Government/Governor	0	0	0	0	0	0.000	0	0	0	0.000	0	0.000	0	0.000	0	0.000	0				
(c)	Shareholding by Companies or Bodies Corporate where Central/State Government Is a Promoter	0	0	0	0	0	0.000	0	0	0	0.000	0	0.000	0	0.000	0	0.000	0				
	Sub-Total (B)(3)	0	0	0	0	0	0.000	0	0	0	0.000	0	0.000	0	0.000	0	0.000	0				
(4)	Non-Institutions	0	0	0	0	0	0.000	0	0	0	0.000	0	0.000	0	0.000	0	0.000	0				
(a)	Associate Companies/Subsidiaries	0	0	0	0	0	0.000	0	0	0	0.000	0	0.000	0	0.000	0	0.000	0				
(b)	Directors and their relatives	0	0	0	0	0	0.000	0	0	0	0.000	0	0.000	0	0.000	0	0.000	0				
(c)	Key Managerial Personnel	0	0	0	0	0	0.000	0	0	0	0.000	0	0.000	0	0.000	0	0.000	0				
(d)	Relatives of Promoters (other than Immediate Relatives of Promoters disclosed under Promoter & Promoter Group)	0	0	0	0	0	0.000	0	0	0	0.000	0	0.000	0	0.000	0	0.000	0				
(e)	Trusts where any person belonging to Promoter & Promoter Group Category Is Trustee, beneficiary or author of the trust	0	0	0	0	0	0.000	0	0	0	0.000	0	0.000	0	0.000	0	0.000	0				
(f)	IEPF Authority	2	25464	0	0	25464	0.849	25464	0	25464	0.849	0	0.849	0	0.000	0	0.000	0				25464
(g)	Resident Individual shareholders holding nominal share capital up to Rs.2 Lakhs.	5335	659718	0	0	659718	21.991	659718	0	659718	21.991	0	21.991	0	0.000	0	0.000	0				644706
(h)	Resident Individual shareholders holding nominal share capital in excess of Rs.2 Lakhs.	0	0	0	0	0	0.000	0	0	0	0.000	0	0.000	0	0.000	0	0.000	0				0
(i)	NRI	0	0	0	0	0	0.000	0	0	0	0.000	0	0.000	0	0.000	0	0.000	0				0
	Repatriable	101	54492	0	0	54492	1.816	54492	0	54492	1.816	0	1.816	0	0.000	0	0.000	0				54492
	Non-Repatriable	110	27760	0	0	27760	0.925	27760	0	27760	0.925	0	0.925	0	0.000	0	0.000	0				27760
(j)	Foreign Nationals	0	0	0	0	0	0.000	0	0	0	0.000	0	0.000	0	0.000	0	0.000	0				0
(k)	Foreign Companies	0	0	0	0	0	0.000	0	0	0	0.000	0	0.000	0	0.000	0	0.000	0				0
(l)	Bodies Corporate	50	29827	0	0	29827	0.994	29827	0	29827	0.994	0	0.994	0	0.000	0	0.000	0				29827
(m)	Any Other	0	0	0	0	0	0.000	0	0	0	0.000	0	0.000	0	0.000	0	0.000	0				0
	QFI - Individual	0	0	0	0	0	0.000	0	0	0	0.000	0	0.000	0	0.000	0	0.000	0				0
	OCBs	0	0	0	0	0	0.000	0	0	0	0.000	0	0.000	0	0.000	0	0.000	0				0
	Clearing Members	0	0	0	0	0	0.000	0	0	0	0.000	0	0.000	0	0.000	0	0.000	0				0
	Trusts	0	0	0	0	0	0.000	0	0	0	0.000	0	0.000	0	0.000	0	0.000	0				0
	FPI - INDIVIDUAL - CAT-III	0	0	0	0	0	0.000	0	0	0	0.000	0	0.000	0	0.000	0	0.000	0				0
	Undeclared Shares A/c	0	0	0	0	0	0.000	0	0	0	0.000	0	0.000	0	0.000	0	0.000	0				0
	Undeclared Demat Escrow A/c	0	0	0	0	0	0.000	0	0	0	0.000	0	0.000	0	0.000	0	0.000	0				0
	FPI - INDIVIDUAL - CAT-II	0	0	0	0	0	0.000	0	0	0	0.000	0	0.000	0	0.000	0	0.000	0				0
	Sub-Total (B)(4)	5598	797261	0	0	797261	26.575	797261	0	797261	26.575	0	26.575	0	0.000	0	0.000	0				782049
	Total Public Shareholding (B)=(B)(1)+(B)(2)+(B)(3)+(B)(4)	5598	797261	0	0	797261	26.575	797261	0	797261	26.575	0	26.575	0	0.000	0	0.000	0				782049




Table IV - Statement showing shareholding pattern of the Non Promoter - Non Public shareholder

	Category & Name of shareholders (I)	PAN (II)	Nos. of shareholders (III)	No. of fully paid up equity shares held (IV)	No. of partly paid-up equity shares held (V)	Nos. of shares underlying Depository Receipt (VI)	Total nos. shares held (VII) = (IV)+(V)+(VI)	Shareholding % calculated as per SCRR, 1957 As a % of (A+B+C2) (VIII)	Number of Voting Rights held in each class of securities (IX)			No. of Shares Underlying Outstanding convertible securities (Including Warrants) (X)	Shareholding as a % assuming full conversion of convertible securities (as a percentage of diluted share capital) (XI) = (VII)+(X) as a % of (A+B+C)	Number of Locked in shares (XII)		Number of Shares pledged or otherwise encumbered (XIII)		Number of equity shares held in dematerialized form (XIV)	
									No. of Voting Rights					Total as a % of Total Voting rights	No. (a)	As a % of total Shares held (b)	No. (a)		As a % of total Shares held (b)
									Class x	Class y	Total								
(1)	Custodian,DR Holder																		
(2)	Employee Benefit Trust (under SEBI (share based Employee Benefit) Regulations, 2014																		
	Total Non-Promoter - Non-Public Shareholding (C)=(C)(1)+(C)+(2)																		

Table V - Statement showing shareholding details of significant beneficial owner

Details of the significant beneficial owner (i)				Details of the registered owner (ii)			Details of holding/ exercise of right of the SBO in the reporting company, whether direct or indirect :(iii) Whether by virtue of:					
Sr No.	Name	PAN/Passport No. in case of a foreign national	Nationality	Name	PAN/Passport No. in case of a foreign national	Nationality	Shares %	Voting rights %	Rights on distributable dividend or any other distribution %	Exercise of control	Exercise of significant influence	Date of creation / acquisition of significant beneficial interest (iv)
1	KUMKUM DABRIWAL	ADSPD3512F	INDIAN	DABRIWALA CONSTRUCTIONS PVT. LTD.	AABCD0997R	INDIAN	11.91%	1				15-09-1998